



State Court System Expenditures

In the 2015-2016 state fiscal year, the Wisconsin court system spent \$130.8 million. The court system receives money from a variety of sources:

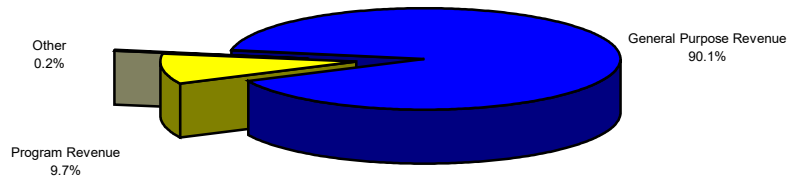
- general purpose revenue (state tax dollars), 90.1 percent;
- program revenue (fees or assessments), 9.7 percent; and
- other sources, 0.2 percent (see Figure 1).

As shown below, tax dollars account for 90.1 percent, or \$117.9 million, of the court system’s budget. This is less than one percent of the total state tax dollars expended for all of state government. Statewide, the largest amount of tax money was spent on public school aids (34.1 percent), medical assistance (17.7 percent), corrections (7.6 percent), the University of Wisconsin System (6.5 percent), state property tax credit (5.8 percent), and shared revenue (5.4 percent).

The case-deciding functions of the Supreme Court, Court of Appeals and circuit courts are all funded with general purpose revenue (state tax dollars). However, some of the other programs in the Wisconsin court system use non-tax funds to support their operations. For example:

- The Circuit Court Automation Program is funded from court fees assessed to civil litigants.
- The Office of Lawyer Regulation is funded from assessments on attorneys.
- The Board of Bar Examiners is funded from assessments on attorneys.
- The Medical Mediation Panels are funded from assessments on health care providers.

**Wisconsin Court System
State Fiscal Year 2015-2016
State Expenditures By Funding Source**



Of the \$130.8 million in state funds expended during state fiscal year 2015-2016, 64.5 percent was spent directly on the case-deciding proceedings of the Wisconsin court system. The state provides full funding for the Supreme Court and the Court of Appeals and partial funding for the circuit courts. This partial funding, labeled “Circuit Court Proceedings” in Figure 2, consists primarily of compensation for circuit court judges, reserve judges and court reporters.

**Wisconsin Court System
State Fiscal Year 2015-2016
State Expenditures By Program Area**

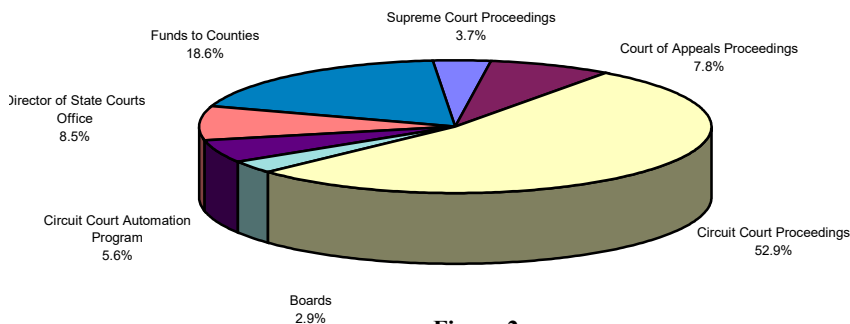


Figure 2

Wisconsin’s 72 counties are responsible for financing circuit court expenditures that the state does not cover. The counties receive help in the form of pass-through funds from the Wisconsin court system which are distributed on a formula basis. These “Funds to Counties” in Figure 2 must be used to offset specific court costs the counties incur. They represent 18.6 percent of the total court system expenditures.

The remaining 16.9 percent funds centralized administrative support and related services for all state-funded court functions. In Wisconsin, administrative support for all state-funded court functions is centralized in

continued on the back

the Director of State Courts Office. This office provides support services to the:

- Supreme Court;
- Court of Appeals;
- state-funded portion of the circuit courts;
- Office of Lawyer Regulation;
- Board of Bar Examiners;
- Wisconsin State Law Library and
- Medical Mediation Panels.

Like other organizations, the Wisconsin court system's major expenditures are for personnel (see *Figure 3*). Included in this figure are the salaries and fringe benefits for the seven Supreme Court Justices, 16 Court of Appeals judges and 249 circuit court judges whose salaries are set by the Legislature.

Wisconsin Court System State Fiscal Year 2015 - 2016 State Expenditures By Type

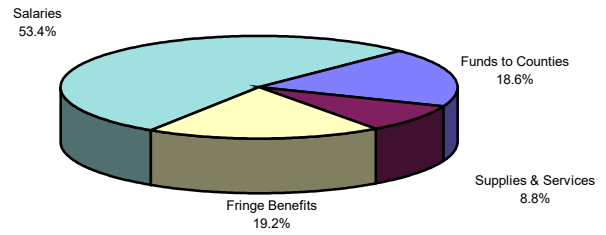


Figure 3